

Product data sheet

Specifications



Monolithic push button, Harmony XB7, plastic, black, 22mm, spring return, unmarked, 1NO

XB7NA21

Product availability: Stock - Normally stocked in distribution facility

Main

Range of Product	Harmony XB7
Product or Component Type	Push-button
Device short name	XB7
Mounting diameter	0.9 in (22 mm)
Sale per indivisible quantity	10
IP degree of protection	IP20 IEC 60529 rear face) IP65 IEC 60529 front face)
Shape of signaling unit head	Round
Type of operator	spring return
Operator profile	Black flush, unmarked
Contacts type and composition	1 NO
Connections - terminals	Screw clamp terminals, $\leq 2 \times 1.5 \text{ mm}^2$ with cable end IEC 60947-1 Screw clamp terminals, $1 \times 0.34 \dots 2 \times 2.5 \text{ mm}^2$ without cable end IEC 60947-1
Device presentation	Monolithic product

Complementary

CAD overall width	1.1 in (29 mm)
CAD overall height	1.1 in (29 mm)
CAD overall depth	2.05 in (52 mm)
Terminals description ISO n°1	(13-14)NO
Net Weight	0.04 lb(US) (0.02 kg)
Device mounting	Fixing hole 0.9 in (22.5 mm) 22.3 +0.4/0 IEC 60947-1
Fixing center	$\geq 30 \times 40 \text{ mm}$ support panel) metal 0.04...0.2 in (1...6 mm) $\geq 30 \times 40 \text{ mm}$ support panel) plastic 0.08...0.2 in (2...6 mm)
Fixing mode	Fixing nut beneath head 17.7...21.2 lbf.in (2...2.4 N.m)
Contact operation	Slow-break
Positive opening	With (only NO)
Mechanical durability	1000000 cycles
Tightening torque	7.08...10.6 lbf.in (0.8...1.2 N.m) IEC 60947-1
Shape of screw head	Cross JIS No 1 Cross Philips no 1 Cross pozidriv No 1 Slotted flat $\varnothing 4 \text{ mm}$ Slotted flat $\varnothing 5.5 \text{ mm}$
Short-circuit protection	4 A cartridge fuse gG IEC 60947-5-1

Price is "List Price" and may be subject to a trade discount – check with your local distributor or retailer for actual price.

[Ui] rated insulation voltage	250 V 3)IEC 60947-1
[Uimp] rated impulse withstand voltage	4 kV IEC 60947-1
[Ie] rated operational current	0.1 A 250 V, DC-13, R300 IEC 60947-5-1 0.22 A 125 V, DC-13, R300 IEC 60947-5-1 0.3 A 240 V, AC-14, D300 IEC 60947-5-1 0.6 A 120 V, AC-14, D300 IEC 60947-5-1
Electrical durability	1000000 cycles, DC-13, 0.3 A 24 V 216000 cyc/mn 0.5 IEC 60947-5-1 appendix C 1000000 cycles, AC-15, 0.03 A 230 V 216000 cyc/mn 0.5 IEC 60947-5-1 appendix C 1000000 cycles, AC-15, 0.09 A 240 V 108000 cyc/mn 0.5 IEC 60947-5-1 appendix C
Electrical reliability	$\Lambda \leq 10\exp(-6)$ 17 V, 5 mA IEC 60947-5-4

Environment

Protective treatment	TH
Ambient Air Temperature for Storage	-40...158 °F (-40...70 °C)
Ambient air temperature for operation	-13...158 °F (-25...70 °C)
Overvoltage category	Class II conforming to IEC 61140
NEMA degree of protection	NEMA 12 UL 50 E NEMA 3 UL 50 E
Standards	IEC 60947-5-1 IEC 60947-1 CSA C22.2 No 14 UL 508 JIS C8201-5-1 JIS C8201-1
Product Certifications	CCC GOST
Vibration resistance	5 gn (f= 2...500 Hz) conforming to IEC 60068-2-6
Shock resistance	50 gn 11 ms) half sine wave acceleration IEC 60068-2-27 30 gn 18 ms) half sine wave acceleration IEC 60068-2-27

Ordering and shipping details

Category	US10CS222464
Discount Schedule	0CS2
GTIN	3606480469886
Returnability	Yes
Country of origin	ID

Packing Units

Unit Type of Package 1	PCE
Nbr. of units in pkg.	1
Package 1 Height	2.76 in (7.0 cm)
Package 1 Width	4.33 in (11.0 cm)
Package 1 Length	5.71 in (14.5 cm)
Package weight(Lbs)	0.7 oz (20.0 g)
Unit Type of Package 2	BAG
Number of Units in Package 2	10
Package 2 Height	2.76 in (7.0 cm)

Package 2 Width	4.33 in (11.0 cm)
Package 2 Length	5.91 in (15.0 cm)
Package 2 Weight	7.1 oz (202.0 g)
Unit Type of Package 3	S01
Number of Units in Package 3	100
Package 3 Height	5.91 in (15.0 cm)
Package 3 Width	5.91 in (15.0 cm)
Package 3 Length	15.75 in (40.0 cm)
Package 3 Weight	5.150 lb(US) (2.336 kg)

Contractual warranty

Warranty	18 months
-----------------	-----------

Environmental Data

Schneider Electric aims to achieve Net Zero status by 2050 through supply chain partnerships, lower impact materials, and circularity via our ongoing “Use Better, Use Longer, Use Again” campaign to extend product lifetimes and recyclability.

[Environmental Data explained >](#)

[How we assess product sustainability >](#)

Environmental footprint

Carbon footprint (kg CO2 eq, Total Life cycle)	1
--	---

Use Better

Materials and Substances

Packaging made with recycled cardboard	Yes
--	-----

Packaging without single use plastic	No
--------------------------------------	----

EU RoHS Directive	Pro-active compliance (Product out of EU RoHS legal scope)
-----------------------------------	--

SCIP Number	A04d4774-6224-4743-8a81-6c194ff09180
-------------	--------------------------------------

REACH Regulation	REACH Declaration
------------------	-----------------------------------

California proposition 65	WARNING: This product can expose you to chemicals including: Di-isodecyl phthalate (DIDP), which is known to the State of California to cause birth defects or other reproductive harm. For more information go to www.P65Warnings.ca.gov
---------------------------	--

Use Again

Repack and remanufacture

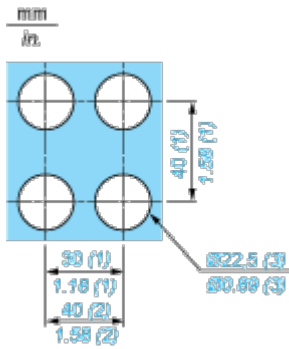
Take-back	No
-----------	----

WEEE Label	 The product must be disposed on European Union markets following specific waste collection and never end up in rubbish bins.
------------	--

Mounting and Clearance

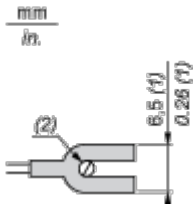
Mounting

Diameter of Finished Fixing Holes



- (1) Minimum value.
- (2) 40 mm/1.58 in. for Emergency switching off pushbutton only.
- (3) Standard value: $\varnothing 22.3 (0; + 0.4) \text{ mm} / \varnothing 0.88 (0; + 0.02) \text{ in.}$

“U” Type Tag Connection



- (1) 6.5 mm/0.26 in. recommended, 7 mm/0.28 in. max.
- (2) M3 screw clamp terminal.

Connections and Schema

Wiring Diagram

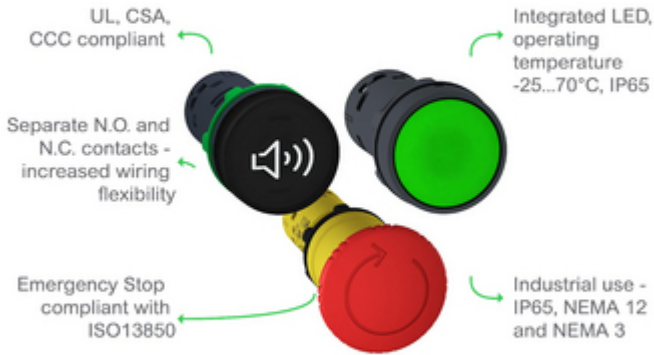


Offer Marketing Illustration

Product benefits / Features

Technical Benefits

Harmony All-in-one monolithic offers



Offer Marketing Illustration

Product benefits / Features

The graphic features a central image of two circuit breakers: a black one at the top and a red one at the bottom. The red breaker has a white speaker icon on its front. Surrounding this central image are four circular icons, each with a corresponding text block. The top-left icon is a checkmark, the top-right is a lightbulb, the bottom-left is a screwdriver, and the bottom-right is a hand with a finger protected by a shield.

Features

Harmony All-in-one monolithic offers

- Good resistance to chemical agents with double electrical insulation
- Monolithic design - easy to select
- Quick to install by eliminating the need for components
- Safety compliant: Finger protected

Image of product / Alternate images

Alternative



