

# Product data sheet

Specifications



## Pilot light, Harmony XB4, metal, red, 22mm, universal LED, plain lens, 24V AC DC

XB4BVB4

**Product availability: Stock - Normally stocked in distribution facility**

**Important message: A change in appearance may be noted on the product but does not affect its use in terms of function and safety. This makes it compatible with our Universal LED blocks**

### Main

Range of Product	Harmony XB4
Product or Component Type	Pilot light
Device short name	XB4
Bezel material	Chromium plated metal
Fixing collar material	Zamak
Mounting diameter	0.9 in (22.5 mm)
Head type	Standard
Sale per indivisible quantity	1
Shape of signaling unit head	Round
Cap/operator or lens colour	Red
Operator additional information	With plain lens
Light source	Universal LED
Bulb base	Integral LED
Light source colour	Red
[Us] rated supply voltage	24 V AC/DC 50/60 Hz

### Complementary

Height	1.9 in (47 mm)
Width	1.2 in (30 mm)
Depth	2.1 in (54 mm)
Terminals description ISO n°1	(X1-X2)PL
Net Weight	0.18 lb(US) (0.08 kg)
Resistance to high pressure washer	1015.3 psi (7000000 Pa) 131 °F (55 °C) 0.1 m
Connections - terminals	Screw clamp terminals, $\leq 2 \times 1.5 \text{ mm}^2$ with cable end IEC 60947-1 Screw clamp terminals, $1 \times 0.22 \dots 2 \times 2.5 \text{ mm}^2$ without cable end IEC 60947-1
[Ui] rated insulation voltage	250 V 3)IEC 60947-1
[Uimp] rated impulse withstand voltage	4 kV IEC 60947-1
Signalling type	Steady
Current Consumption	18 mA

Price is "List Price" and may be subject to a trade discount – check with your local distributor or retailer for actual price.

<b>Service life</b>	100000 h at rated voltage and 25 °C
<b>Surge withstand</b>	1 kV IEC 61000-4-5
<b>Device presentation</b>	Complete product
<b>Supply voltage limits</b>	19.2...30 V DC 21.6...26.4 V AC

## Environment

<b>Protective treatment</b>	TH
<b>Ambient Air Temperature for Storage</b>	-40...158 °F (-40...70 °C)
<b>Ambient air temperature for operation</b>	-40...158 °F (-40...70 °C)
<b>Electrical shock protection class</b>	Class I conforming to IEC 60536
<b>IP degree of protection</b>	IP66 IEC 60529 IP67 IP69 IP69K
<b>NEMA degree of protection</b>	NEMA 13 NEMA 4X
<b>IK degree of protection</b>	IK06 conforming to IEC 50102
<b>Standards</b>	IEC 60947-5-5 IEC 60947-5-4 JIS C8201-5-1 IEC 60947-5-1 IEC 60947-1 CSA C22.2 No 14 UL 508 JIS C8201-1
<b>Product Certifications</b>	CSA UL Listed
<b>Vibration resistance</b>	5 gn (f= 12...500 Hz) conforming to IEC 60068-2-6
<b>Shock resistance</b>	30 gn 18 ms) half sine wave acceleration IEC 60068-2-27 50 gn 11 ms) half sine wave acceleration IEC 60068-2-27
<b>Resistance to fast transients</b>	2 kV IEC 61000-4-4
<b>Resistance to electromagnetic fields</b>	9.1 V/m (10 V/m) IEC 61000-4-3
<b>Resistance to electrostatic discharge</b>	6 kV on contact (on metal parts) IEC 61000-4-2 8 kV in free air (in insulating parts) IEC 61000-4-2
<b>Electromagnetic emission</b>	Class B IEC 55011

## Ordering and shipping details

<b>Category</b>	US10CS222468
<b>Discount Schedule</b>	0CS2
<b>GTIN</b>	3389110891935
<b>Returnability</b>	Yes
<b>Country of origin</b>	FR

## Packing Units

<b>Unit Type of Package 1</b>	PCE
<b>Nbr. of units in pkg.</b>	1
<b>Package 1 Height</b>	3.46 in (8.8 cm)

<b>Package 1 Width</b>	1.34 in (3.4 cm)
<b>Package 1 Length</b>	2.13 in (5.4 cm)
<b>Package weight(Lbs)</b>	2.8 oz (78 g)
<b>Unit Type of Package 2</b>	S03
<b>Number of Units in Package 2</b>	150
<b>Package 2 Height</b>	11.81 in (30 cm)
<b>Package 2 Width</b>	11.81 in (30 cm)
<b>Package 2 Length</b>	15.75 in (40 cm)
<b>Package 2 Weight</b>	26.821 lb(US) (12.166 kg)
<b>Unit Type of Package 3</b>	P06
<b>Number of Units in Package 3</b>	1200
<b>Package 3 Height</b>	29.53 in (75 cm)
<b>Package 3 Width</b>	23.62 in (60 cm)
<b>Package 3 Length</b>	31.50 in (80 cm)
<b>Package 3 Weight</b>	237.420 lb(US) (107.692 kg)

## Contractual warranty

<b>Warranty</b>	18 months
-----------------	-----------



## Environmental Data

Schneider Electric aims to achieve Net Zero status by 2050 through supply chain partnerships, lower impact materials, and circularity via our ongoing “Use Better, Use Longer, Use Again” campaign to extend product lifetimes and recyclability.

[Environmental Data explained >](#)

[How we assess product sustainability >](#)

### Environmental footprint

Carbon footprint (kg CO2 eq, Total Life cycle) 1

Environmental Disclosure [Product Environmental Profile](#)

## Use Better

### Materials and Substances

Packaging made with recycled cardboard Yes

Packaging without single use plastic Yes

[EU RoHS Directive](#) Pro-active compliance (Product out of EU RoHS legal scope)

SCIP Number 3d14fd98-3859-4733-a5ee-a3016769973c

REACH Regulation [REACH Declaration](#)


California proposition 65 **WARNING:** This product can expose you to chemicals including: Lead and lead compounds, which is known to the State of California to cause cancer and birth defects or other reproductive harm. For more information go to [www.P65Warnings.ca.gov](http://www.P65Warnings.ca.gov)

## Use Again

### Repack and remanufacture

Circularity Profile [End of Life Information](#)

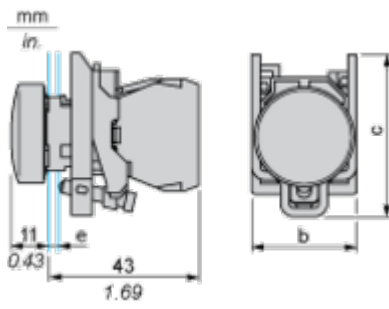
Take-back No

WEEE Label  The product must be disposed on European Union markets following specific waste collection and never end up in rubbish bins.

Dimensions Drawings

Dimensions

---



**e** : clamping thickness: 1 to 6 mm / 0.04 to 0.24 in.

**b** : 30 mm / 1.18 in.

**c** : 46.5 mm / 1.83 in.

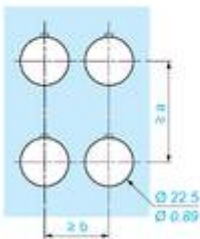
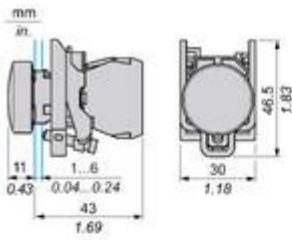
Mounting and Clearance

Panel Cut-out for Pushbuttons, Switches and Pilot Lights (Finished Holes, Ready for Installation)

Connection by Screw Clamp Terminals or Plug-in Connectors or on Printed Circuit Board	Connection by Faston Connectors
	
<p>(1) Diameter on finished panel or support                  (2) 40 mm min. / 1.57 in. min.                  (3) 30 mm min. / 1.18 in. min.                  (4) <math>\varnothing 22.5 \text{ mm} / 0.89 \text{ in. recommended } (\varnothing 22.3 \text{ mm }_0^{+0.4} / 0.88 \text{ in. }_0^{+0.016})</math>                  (5) 45 mm min. / 1.78 in. min.                  (6) 32 mm min. / 1.26 in. min.</p>	

Technical Illustration

Dimensions



		a (mm)	a (in.)	b (mm)	b (in.)
		40	1.57	30	1.18
ZBE.....	ZBV.....				
		45	1.77	32	1.26
ZBE.....3	ZBV.....3				
		40	1.57	30	1.18
ZBE.....4	ZBV.....4				
		50	1.97	30	1.18
ZBE.....5	ZBV.....5				
		40	1.57	30	1.18
ZBE.....9	ZBV.....9				
		40	1.57	30	1.18
ZBRT•	ZBRV1				

Offer Marketing Illustration

Product benefits / Features

---

**Features**  
Harmony XB4/XB5 Illuminated functions

**NEW universal LED Block for all colors**

**Simple stock management**

**Improved installation time and easy selection**

**Improved color intensity and brightness**

The image features a green background with four white circular icons, each containing a symbol representing a feature. The icons are arranged in a 2x2 grid. The top-left icon shows a square with a smaller square inside, representing the universal LED block. The top-right icon shows a person silhouette, representing stock management. The bottom-left icon shows a circular arrow, representing installation time and selection. The bottom-right icon shows a sun with rays, representing color intensity and brightness. In the center of the grid, there are three images of the XB4/XB5 illuminated functions: a green one at the top, a red one in the middle, and a yellow one at the bottom.

Offer Marketing Illustration

Product benefits / Features

---

## Technical Benefits

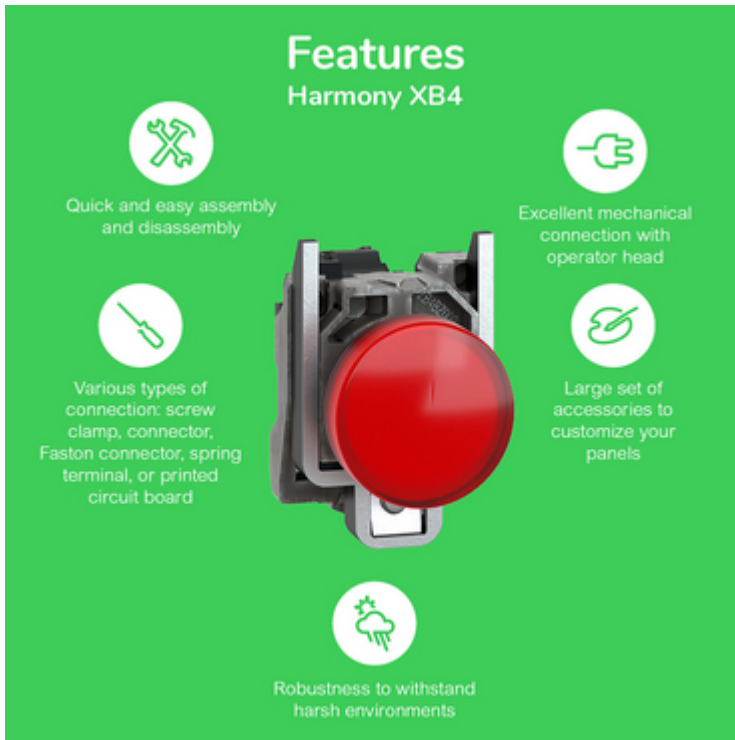
### Harmony XB4



Offer Marketing Illustration

Product benefits / Features

---



The infographic features a central image of a red push-button switch. Surrounding it are five circular icons, each with a corresponding text description of a feature. The background is a solid green color.

### Features Harmony XB4






-  Quick and easy assembly and disassembly
-  Various types of connection: screw clamp, connector, Faston connector, spring terminal, or printed circuit board
-  Excellent mechanical connection with operator head
-  Large set of accessories to customize your panels
-  Robustness to withstand harsh environments

Image of product / Alternate images

Alternative

---

