

Product datasheet

Specifications



Circuit breaker, ComPacT
NS1250H, 70kA at 415VAC, 3P,
fixed, manually operated,
MicroLogic 5.0 control unit, 1250A

C125H350FM

Main

Range	ComPacT
Product name	ComPacT NS new generation
Range of product	ComPacT NS630b...1600 new generation
Product or component type	Circuit breaker
Device application	Distribution
Number of poles	3P
Protected poles description	3D
[In] rated current	1250 A at 50 °C
[Ue] rated operational voltage	690 V AC 50/60 Hz
Network type	AC
Network frequency	50/60 Hz
Suitability for isolation	Yes conforming to EN/IEC 60947-2
Utilisation category	Category B
Breaking capacity	85 kA Icu at 220/240 V AC 50/60 Hz conforming to IEC 60947-2 70 kA Icu at 380/415 V AC 50/60 Hz conforming to IEC 60947-2 65 kA Icu at 440 V AC 50/60 Hz conforming to IEC 60947-2 50 kA Icu at 500/525 V AC 50/60 Hz conforming to IEC 60947-2 42 kA Icu at 660/690 V AC 50/60 Hz conforming to IEC 60947-2
Breaking capacity code	H 70 kA 415 V AC
Trip unit name	MicroLogic 5.0
Trip unit technology	Electronic
Trip unit protection functions	LSI
Control type	Manually operated
Mounting mode	Fixed

Complementary

[Ui] rated insulation voltage	800 V AC 50/60 Hz conforming to IEC 60947-2
[Uimp] rated impulse withstand voltage	8 kV conforming to IEC 60947-2
[Ics] rated service breaking capacity	52 kA at 220/240 V AC 50/60 Hz conforming to IEC 60947-2 52 kA at 380/415 V AC 50/60 Hz conforming to IEC 60947-2 48 kA at 440 V AC 50/60 Hz conforming to IEC 60947-2 37 kA at 500/525 V AC 50/60 Hz conforming to IEC 60947-2 31 kA at 660/690 V AC 50/60 Hz conforming to IEC 60947-2
[Icw] rated short-time withstand current	19.2 kA 1 s conforming to IEC 60947-2
Mechanical durability	10000 cycles

Disclaimer: This documentation is not intended as a substitute for and is not to be used for determining suitability or reliability of these products for specific user applications

Electrical durability	2000 cycles at 690 V In 3000 cycles at 690 V In/2 4000 cycles at 440 V In 5000 cycles at 440 V In/2
Power losses	44 W
Mounting support	Backplate
Upside connection	Front
Downside connection	Front
Connection pitch	70 mm
Protection type	L : for overload protection (long time) S : for short time short-circuit protection I : for instantaneous short-circuit protection
Trip unit rating	1250 A at 50 °C
Long-time pick-up adjustment type Ir (thermal protection)	Adjustable 9 settings
[Ir] long-time protection pick-up adjustment range	0.4...1 x In
Long-time protection delay adjustment type tr	Adjustable 9 settings
[tr] long-time delay adjustment range	12.5...600 s at 1.5 x Ir 0.5...24 s at 6 x Ir 0.7...16.6 s at 7.2 x Ir
Thermal memory	20 mn
Short-time protection pick-up adjustment type Isd	Adjustable 9 settings
[Isd] Short-time protection pick-up adjustment range	1.5...10 x Ir
Short-time protection delay adjustment type tsd	Adjustable
[tsd] short-time delay adjustment range	0.1...0.4 s I²t=on 0...0.4 s I²t=off
Instantaneous protection pick-up adjustment type Ii	Adjustable
[Ii] instantaneous protection pick-up adjustment range	Off 2...15 x In
Earth-leakage protection	Without
Zone selective interlocking ZSI	Without
Auxiliary contact composition	1 NO/NC
Local signalling	4 LEDs (red) for fault indication 1 LED (yellow) for overload
Width (W)	210 mm
Height (H)	327 mm
Depth (D)	147 mm
Net weight	14 kg

Environment

Standards	EN/IEC 60947-2
Product certifications	IECEE CB Scheme
Overvoltage category	III
Electrical shock protection class	Class II on front face
Pollution degree	3 conforming to IEC 60947
IP degree of protection	IP40 conforming to IEC 60529

IK degree of protection	IK07 conforming to EN 50102
Ambient air temperature for operation	-25...70 °C
Ambient air temperature for storage	-50...85 °C
Relative humidity	0...95 %
Operating altitude	0...2000 m without derating 2000 m...5000 m with derating


Packing Units

Unit Type of Package 1	PCE
Number of Units in Package 1	1
Package 1 Height	37.000 cm
Package 1 Width	39.500 cm
Package 1 Length	23.000 cm
Package 1 Weight	12.061 kg


Schneider Electric aims to achieve Net Zero status by 2050 through supply chain partnerships, lower impact materials, and circularity via our ongoing “Use Better, Use Longer, Use Again” campaign to extend product lifetimes and recyclability.

[Environmental Data explained >](#)



[How we assess product sustainability >](#)

 Environmental footprint	
Total lifecycle Carbon footprint	1012
Environmental Disclosure	Product Environmental Profile

Use Better

 Materials and Substances	
Packaging made with recycled cardboard	Yes
Packaging without single use plastic	No
EU RoHS Directive	Compliant with Exemptions
SCIP Number	76c2e213-3b51-4d8b-afdf-632ded42d731
REACH Regulation	REACH Declaration
Halogen-free status	Product contains halogen above thresholds
PVC free	Yes
Silicone-free	No

Use Again

 Repack and remanufacture	
End of life manual availability	End of Life Information
Take-back	No
WEEE Label	 The product must be disposed on European Union markets following specific waste collection and never end up in rubbish bins

Technical Illustration

Assembly's dimensions

